



TECHNICAL SPECIFICATIONS

LOA	10.7m
BEAM	3.15m
REGISTERED LENGTH	9.97m
LIGHT SHIP WEIGHT (excluding the engines)	Approx. 3,100 kg
FUEL CAPACITY	580L
WATER CAPACITY	100L
ENGINE OPTIONS	Outboard
MAX POWER	2X400hp
SPEED RANGE (2X400 hp)	Cruising speed 40+mph Max speed 75+ mph
CONSUMPTION (2X400 hp)	2-2,5 L/m
NUMBER OF PASSENGERS	10
HULL DESIGN	Dynastream Deep V with ventilated steps
CLASS CERTIFICATION	B offshore

STANDARD EQUIPMENT

HULL

Dynastream High performance / High efficiency hull design
Wave piercing bow design
Super Deep V with two ventilated steps
Vinyl ester for osmosis protection
Vacuum Infusion production process
Standard Colors Black or White

DECK

Bow sunbed
Large bow storage locker with stainless steel gas strut support under bow area
Aft. social area: a selection between a small sunbed configuration, with an "I" shaped forward-facing seating and a dropping back rest that increases the sunbed size or a big sunbed with an "I" shaped forward-facing seating
Large transom storage locker with stainless steel gas strut support under stern seat
Fore Console seat
Dry storage space accessible via gas strut supported door under console area
Premium teak decking 10mm
Premium upholstery with Spradling marine fabrics and unique model stitching patterns
Folded swim ladder with three steps
Carbon Hard top with full glass (curved, laminated, reinforced glass panels) windshield and wiper

HELM POSITION

2 X helm bucket seats
Premium quality steering wheel
Instrument console incorporating engine instruments and fuel gauges.
Twin step helm footrest

CONSOLE AND NAVIGATION EQUIPMENT

GPS Raymarine Axiom Pro 12" with map and sounder
Console operated battery master switches
USB and type C waterproof connection points
Remote battery master switches
Remote for anchor windlass
VHF Raymarine Ray 53
Engines digital monitor Vessel View 703 (Mercury) or Yamaha monitor 5"
Bilge pump controls with visual pump running warnings
Two Wireless phone chargers

AUDIO PACKAGE

Fusion Apollo series M6 series, 4 Speakers JL 6,5"

FUEL SYSTEM

Capacity: 580L
Polyethylene fuel tank
Fuel gauge on digital management system
Fuel filler on port side deck
Water separators / Fuel filters with water warning sensors connected to the engines digital monitor

WATER SYSTEM

Fresh water tank 100L
Fresh water pressure system
Main circuit breaker at switch panel
Water level gauge at digital management system
Deck filler at stern
Deck freshwater shower
Deck wash pump

ELECTRICAL SYSTEM

2 x heavy duty batteries for engine starting
2 Service AGM ROLLIS batteries 115 Ah charged from battery charger / engine alternators.
Battery link facility with remote control at helm position
Autocharging system for all batteries banks from any charging source (alternator, shore, solar)
Centralised digital power management system
Console operated battery master switches
Circuit breakers on all circuits
12V voltage dropper for certain navigation and radio circuits
12V marine outlets both at bow and aft. lockers.
2 X USB connection points at glove compartment.
Electric air pump
Automatic bilge pump
Shore power point with cable & Victron charger
100 W Solar Panel with Victron Bluetooth controller

LIGHTS

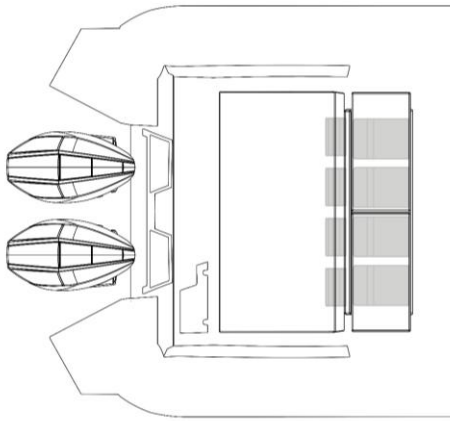
Navigation lights
6 ambience deck led lights

MOORING AND DOCKING

Bow windlass 1.3Kw with remote control & chain counter
Stemhead roller with automatic anchor launch and retrieve
Self-stowing stainless steel ULTRA anchor 5 kg with 35 m stainless 6mm steel chain
Carbon retractable cleats
Mooring package (4 fenders with 8mm hanging ropes and 2 X 7 m 12mm mooring ropes with splice)

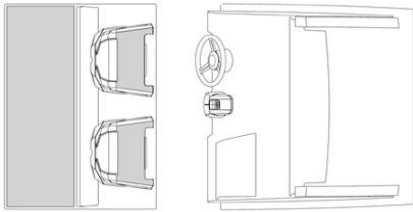
CUSTOMISATION OPTIONS (INCLUDED IN STANDARD EQUIPMENT PRICING)

OPTIONS	SELECTION
HULL AND DECK COLOR	
Black	1
White	
TUBES MATERIAL	
Black Carbon	1
Off white carbon	
Note: Other options TBD. Extra charge may apply.	
UPHOLSTERY	
A wide selection of Spradling premium marine fabrics' collections.	SPECIFY
AFT CONFIGURATION	
Option A: Small sunbed with "I" shaped forward-facing seating	
Option B: Big sunbed with "I" shaped forward-facing seating	1

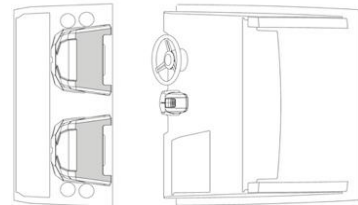


PRICING

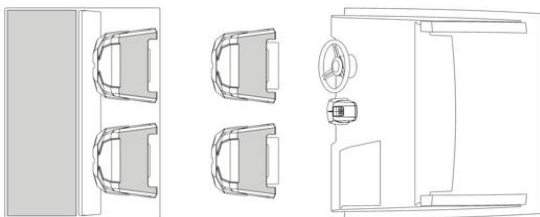
VESSEL PRICE WITH STANDARD EQUIPMENT AND ENGINES	QTY		
OUTBOARD GASOLINE			
Vessel with 2x Mercury 400R V10 with Joystick and Autopilot	1		
OPTIONAL FEATURES LIST	QTY		
DECK AND COCKPIT			
Option A. 2 X helm bucket seats with back-to-back aft facing seating and 2 X 20L integrated drawer fridges	1		
Option B. 2 X helm bucket seats and wet bar module with 2 X 20L integrated drawer fridges			
Option C. Two rows of 2 X helm bucket seats with back-to-back aft facing seating and 2 X 20L integrated drawer fridges			
Option D. Two rows of 2 X helm bucket seats and wet bar module with 2 X 20L integrated drawer fridges			



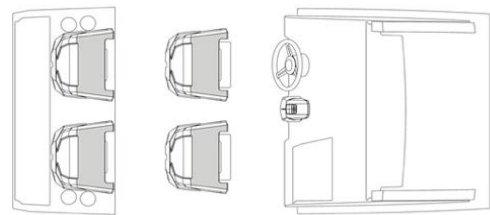
Option A. 2 X helm bucket seats with back-to-back aft facing seating



Option B. 2 X helm bucket seats and wet bar module



Option C. Two rows of 2 X helm bucket seats with back-to-back aft facing seating



Option D. Two rows of 2 X helm bucket seats and wet bar module

PRICING			
DECK & COCKPIT (Ctd')			
Removable teak table with carbon pedestal	1		
Sun Tent with carbon poles and three side protection tents	1		
Electric sea water toilet with 35L Holding Tank under console, sink, overboard discharge system.	1		
CONSOLE AND NAVIGATION EQUIPMENT			
2nd GPS Raymarine Axiom Pro 12"			
Automatic Identification System (AIS) T&R CLASS B T&Rr	1		
Radar Raymarine Quantum Series			
Thermal Night Vision camera Raymarine M200 series 232			
Bow thruster 25kg / 1,5kW with isolating switch	1		
ELECTRIC EQUIPMENT			
Mastervolt Inverter 1.500 W			
AUDIO PACKAGE			
Upgrade Audio system to 6 Speakers JL 6,5", Subwoofer, Twin digital amplifiers.	1		
LIGHTS			
Underwater Lights with options to change between white and blue	1		
OTHER FEATURES			
	QTY		
EQUIPMENT AND ACCESSORIES			
Cabin set up in bow area (mattress and side tents)	1		
Electric portable Fridge / Freezer 15L 12V			
Ski Pole	1		
Stainless steel bow Towing Eyes	1		
Towing set of ropes			
Parking cover	1		
Console cover	1		
Sun deck and seats covers	1		
T-Top Side protection tents			
Aft Anchor with remote and chain counter			
WATCHIT collision avoidance system			
TREATMENTS			
Hempel hard racing antifouling paint (white or black color)			
ADDITIONAL REQUIREMENTS			
TRANSPORT HANDLING AND OTHER SERVICES			
	QTY		
Shrink wrap	1		
Handling charges (Shipping preparation)			
Handling charges (Truck loading preparation)	1		
Handling charges			
Transport GR-BE (or other countries) on demand!			

PRICING

Subtotal	€ 380.800
DISCOUNT	-€ 13.800
TOTAL VESSEL NET PRICE EX WORKS EX & FACTORY	€ 367.000

Boat is available strating from May 2025

ex factory Lavrio (Greece)

Model Year 2024 / 2025

This pricelist is valid for deliveries until August 2025.

Disclaimer: The specifications of the vessel are not contractual. Specification may be modified without prior notice. Price not including VAT or taxes, shipping & handling, insurance, handover and launching. Performance may vary due to equipment change, weather and load conditions.