



CAPELLI
SEETHeworldFROMTHESEA



BOATS DIVISION



CAP**32**WA

PG. 2

CAP**28**WA

PG. 6

CAP**25**WA

PG. 10

CAP**25**OPEN

PG. 14

CAP**21.5**WA

PG. 16

CAP**21**OPEN

PG. 17

CAPELLI**20.5**

PG. 18

CAP**19**OPEN

PG. 19

CAP**520**OPEN

PG. 20

CRISTAL**450**SUN

PG. 21

CRISTAL**400**

PG. 22





CAP32WA

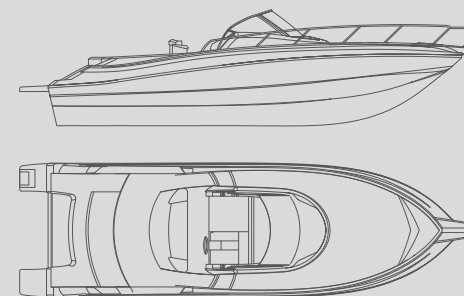




TECHNICAL FEATURES

LENGTH O.A.	9,70 mt
BEAM O.A.	3,00 mt
WEIGHT (approx.)	3.000 kg
MAX. PEOPLE ON BOARD	N° 10
ENGINES	2 XL
MAX. POWER	600 HP
CERTIFICATION CE	B

Plancette di poppa STD da 10/2016 - Stern platform kit STD from Oct. 2016



Design by Roberto Curtò

CAP32WA





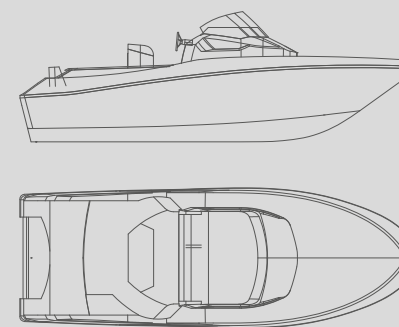
CAP28WA





TECHNICAL FEATURES

LENGTH O.A.	8,15 mt
BEAM O.A.	2,75 mt
WEIGHT (approx.)	2.100 kg
MAX. PEOPLE ON BOARD	N° 8/10
ENGINES	1 U / 2 XL
MAX. POWER	450 HP
CERTIFICATION CE	B/C



Design by Roberto Curtò

CAP28WA





Panca con schienale STD da 10/2014 / Bench with backrest STD from Oct. 2014



CAP25WA

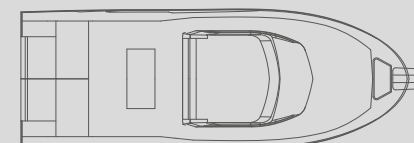
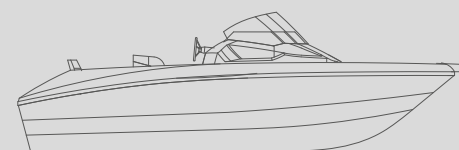


Di serie lo schienale di panca poppa abbattibile / STD collapsible stern bench backrest



TECHNICAL FEATURES

LENGTH O.A.	7,35 mt
BEAM O.A.	2,50 mt
WEIGHT (approx.)	1800 kg
MAX. PEOPLE ON BOARD	N° 9
ENGINES	2 L / 1 XL
MAX. POWER	300 HP
CERTIFICATION CE	C



Design by Roberto Curtò

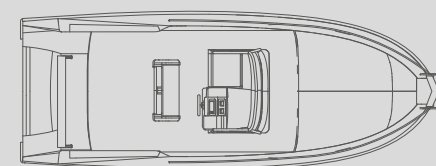
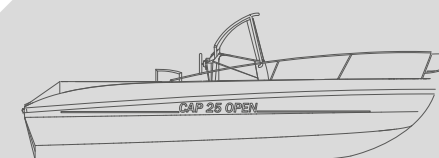
CAP25WA





TECHNICAL FEATURES

LENGTH O.A.	7,35 mt
BEAM O.A.	2,50 mt
WEIGHT (approx.)	1500 kg
MAX. PEOPLE ON BOARD	N° 8
ENGINES	2 L / 1 XL
MAX. POWER	300 HP
CERTIFICATION CE	C



CAP 25 OPEN

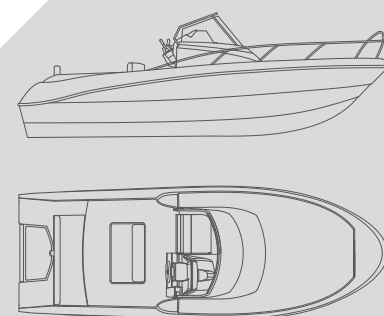


Panca con schienale STD da 10/2016
Bench with backrest STD from Oct. 2016

CAP
21.5WA

TECHNICAL FEATURES

LENGTH O.A.	6,30 mt
BEAM O.A.	2,40 mt
WEIGHT (approx.)	1145 kg
MAX. PEOPLE ON BOARD	N° 7
ENGINES	1 L
MAX. POWER	175 HP
CERTIFICATION CE	C



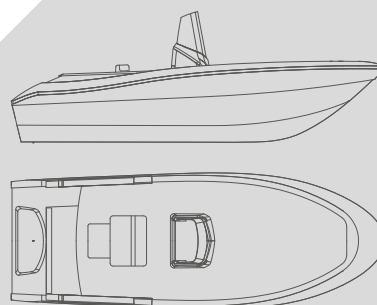


Panca con schienale STD da 10/2014
Bench with backrest STD from Oct. 2014



TECHNICAL FEATURES

LENGTH O.A.	6,30 mt
BEAM O.A.	2,43 mt
WEIGHT (approx.)	900 kg
MAX. PEOPLE ON BOARD	N° 7
ENGINES	1 L
MAX. POWER	175 HP
CERTIFICATION CE	C



Design by Roberto Curtò

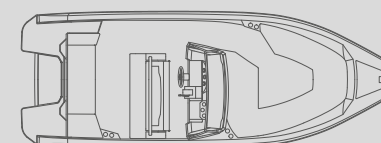
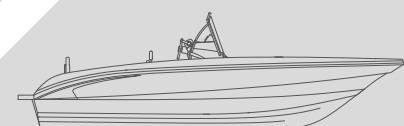
CAP21
OPEN



CAPELLI 20.5

TECHNICAL FEATURES

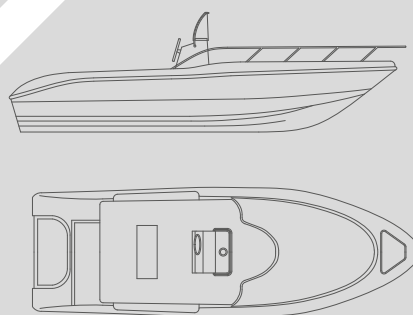
LENGTH O.A.	6,43 mt
BEAM O.A.	2,36 mt
WEIGHT (approx.)	900 kg
MAX. PEOPLE ON BOARD	N° 6
ENGINES	1 L
MAX. POWER	175 HP
CERTIFICATION CE	C





TECHNICAL FEATURES

LENGTH O.A.	5,55 mt
BEAM O.A.	2,36 mt
WEIGHT (approx.)	750 kg
MAX. PEOPLE ON BOARD	N° 7
ENGINES	1 L
MAX. POWER	135 HP
CERTIFICATION CE	C



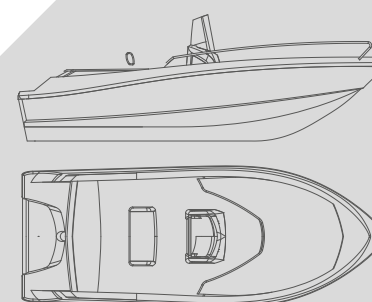
CAP19
OPEN



CAP 520 OPEN

TECHNICAL FEATURES

LENGTH O.A.	5,20 mt
BEAM O.A.	2,10 mt
WEIGHT (approx.)	550 kg
MAX. PEOPLE ON BOARD	N° 6
ENGINES	1 L
MAX. POWER	100 HP
CERTIFICATION CE	C

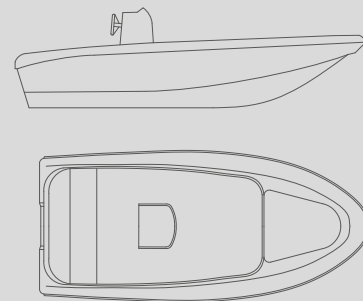


Design by Roberto Curtò



TECHNICAL FEATURES

LENGTH O.A.	4,43 mt
BEAM O.A.	2,02 mt
WEIGHT (approx.)	400 kg
MAX. PEOPLE ON BOARD	N° 5
ENGINES	1 L
MAX. POWER	70 HP
CERTIFICATION CE	C



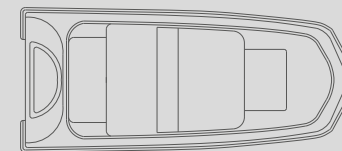
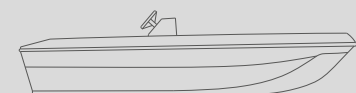
CRISTAL
450 SUN



CRISTAL 400

TECHNICAL FEATURES

LENGTH O.A.	3,99 mt
BEAM O.A.	1,67 mt
WEIGHT (approx.)	200 kg
MAX. PEOPLE ON BOARD	N° 5
ENGINES	1 L
MAX. POWER	40 HP
CERTIFICATION CE	C





YAMAHA 115

CAP 19 open

CAPELLI

YAMAHA 115
FOUR STROKE



DOTAZIONI - EQUIPMENT

	CAP 32 WA	CAP 28 WA	CAP 25 WA	CAP 25 OPEN	CAP 21.5 WA	CAP 21 OPEN	CAPELLI 20.5	CAP 19 OPEN	CAP 520 OPEN	CRISTAL SUN 450	CRISTAL 450	CRISTAL 400
Asta da sci - Ski bar	●	●	●	●	●	●	●	●	●			
Bussola - Compass	■	■	■	■	■	■	■	■				
Carena colorata - Coloured hull	●	●	●	●	●	●	●	●				
Centralina servo sterzo - Sea star power assistant	●	●										
Consolle di guida - Steering console	■	■	■	■	■	■	■	■	■	■		●
Copriconsolle - Console cover	●	●	●	●	●	●	●	●	●			
Copripanca - Bench cover	●											
Cuscineria di prua - Fore sundeck cushions	■	■	■	■	■	■	● ¹	■	■	■		●
Doccia - Stern shower	■	■	■	■	●	●	●	●	●			
	lt.100	lt.70	lt.70	lt.70	lt. 45	lt. 45	lt. 45	lt. 45	lt. 39			
Frigorifero - Refrigerator	■	■	■	●	● ²		●					
	lt. 80	lt. 48	lt. 39	lt. 48	lt. 30 lt. 35		lt. 39					
Impianto boiler 220 V - Hot water heater 220 V	●	●										
	lt. 25	lt. 25										
Impianto 220V - Dockside current tap 220V	●	●	●									
Luci di navigazione - Navigation lights	■	■	■	■	■	■	■	■	■			
Microonde 220 V - Microwaves 220 V	●											
Musone inox prua - Stainless bow roller	■	■	■	■	■	■	■	■	■			
Panca con gavone - Bench with locker	■	■	■	■	■	■	■	■	■	●	●	■
Pannello elettrico - Electric panel	■	■	■	■	■	■	■	■	■			
Pompa sentina - Bilge pump	■	■	■	■	■	■	■	■	■	■	■	■
	automatic	automatic	automatic	automatic	automatic	automatic	automatic	automatic	automatic	automatic	automatic	automatic
Prendisole addizionale poppa - Additional aft sundeck kit	●	●	●	●	●	●	●					
Radio	■	■	●	●	●	●	●	●	●			
Rivestimento pozzetto - Cockpit covering	●	●	●	●	●	●	● ³	●	●			
	teak	flexiteek	flexiteek	flexiteek	flexiteek	flexiteek	flexiteek	flexiteek	flexiteek			
Rivest. flexiteek trincarini - Flexiteek covering on stringers							● ⁴					
Scaletta - Ladder	■	■	■	■	■	■	■	■	■	●	●	●
Serbatoio benzina - Fuel tank	■	■	■	■	■	■	■	■	●			
(Circa - Approx)	lt. 415	lt. 450	lt. 300	lt. 300	lt. 160	lt. 150	lt. 180	lt. 150	lt. 86			
Soft top	●	●										
Staccabatteria - Cut-off battery switch	■	■	■	■	■	■	■	■	■			
Tavolo - Table	■	■	■	■	■	■	■	■	■			
Telo ricovero - Boat storage cover			●	●	●	●	●	●	●	●	●	●
Tendalino alluminio abbattibile - Aluminum collapsible Sunshade arch									●			
Tendalino fisso inox - Fixed stainless steel sunshade arch	●	●	●	●	●	●	●	●	●			
Timoneria idraulica - Hydraulic steering	■	■	■	■	●	●	●	●				
Tromba - Horn	■	■	■	■	■	■	■					
Verricello elettrico - Electric anchor winch	■	■	●	●	●	●	●	●				
WC marino con serbatoio acque nere - Marine toilet with septic tank	■	■	■	■	●							

■ Standard ● Optional

- ¹ OPT solo pagliolo e strapuntino di prua; OPT only additional bow cushion
² Frigorifero a cassetto panca guida 30 lt. Frigorifero portatile in cabina 35 lt.;
 Drawer fridge in driving bench 30 lt. Portable fridge in the cabin 35 lt.
³ Include rivestimento flexiteek plancetta di poppa; Flexiteek covering on stern platform included
⁴ Include rivestimento flexiteek delfiniera; Flexiteek covering on bow roller included

Tutte le caratteristiche relative all'intera gamma non sono vincolanti, Cantieri Capelli si riserva il diritto di modificarle senza preavviso. Le imbarcazioni raffigurate possono essere equipaggiate con accessori optional;
 All features and data concerning our whole production are not binding. The shipyard Capelli reserves the right to modify them without advance notice. The boats shown can be equipped with additional options.







 CAPELLI

Via delle industrie, 19 - 26020 Spinadesco (CREMONA) ITALY Tel. +39 0372 491399 Fax + 39 0372 492115 www.cantiericapelli.it